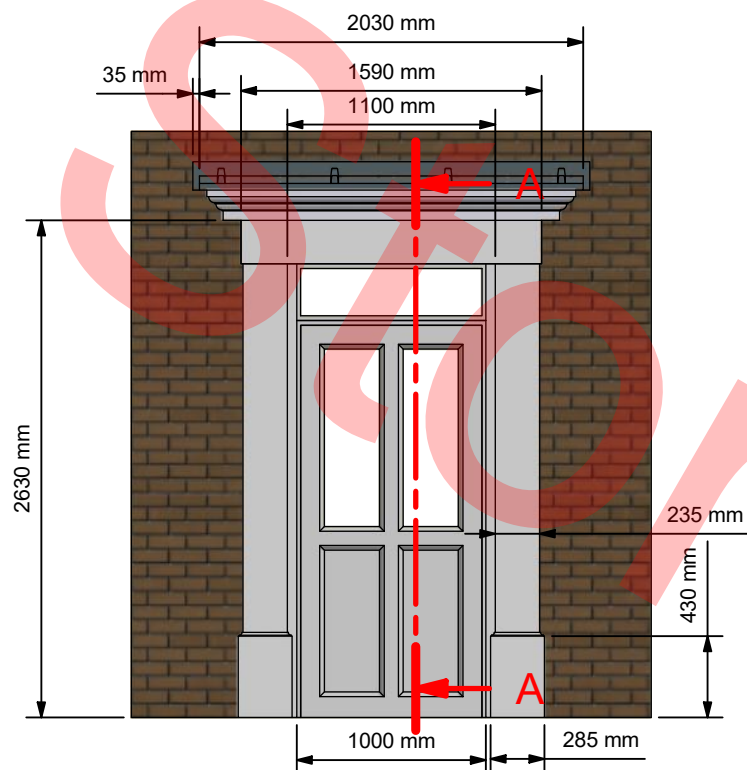
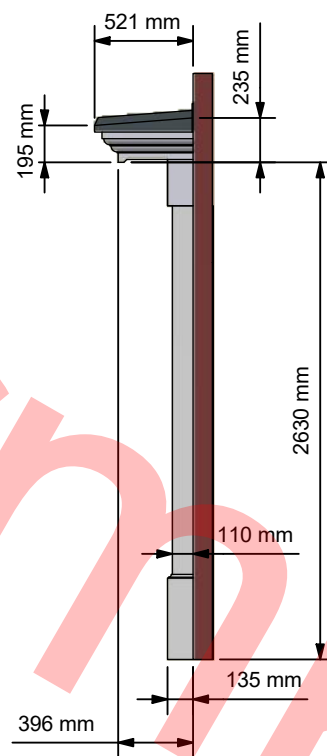


Front Elevation (1 : 40)

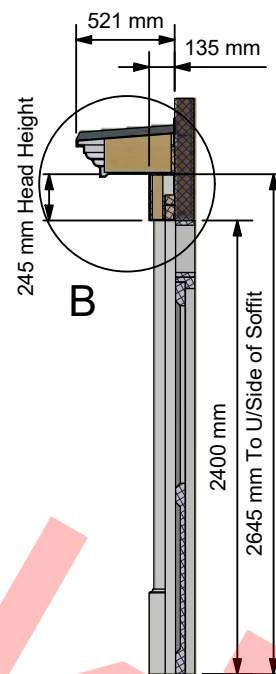


Side Elevation (1 : 40)

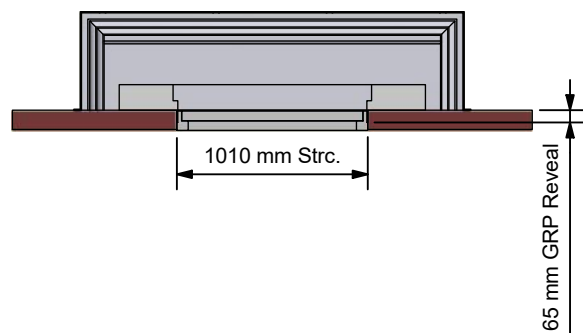


Auxiliary View (1 : 40)

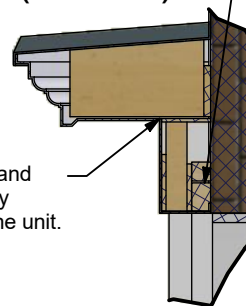
A-A (1 : 40)



Reflected Plan Elevation (1 : 40)



B (1 : 20)



Canopy base and head to be fully moulded as one unit.

75mm x 50mm contractors rail supplied and fitted by others prior to the canopy and the head to give soffit support.

A.1	1st Production Issue	16/09/2021	Dan Priest
A	1st Issue	16/09/2021	Dan Priest
REV	DESCRIPTION	DATE	AUTHOR
REVISION HISTORY			
Approved	Date	Drawing Number	2109029
DP	16/09/2021	Sheet	1
Manuf. App	Manuf. App	Of	2
DP	16/09/2021	Revision	A.1



Amington Point, Sandy Way, Amington Ind. Est,
TAMWORTH, Staffordshire. B77 4ED

Description

Flat Top Entrance Canopy
and Pilasters

Designed by

Dan Priest

Scale

Date

16/09/2021

Checked

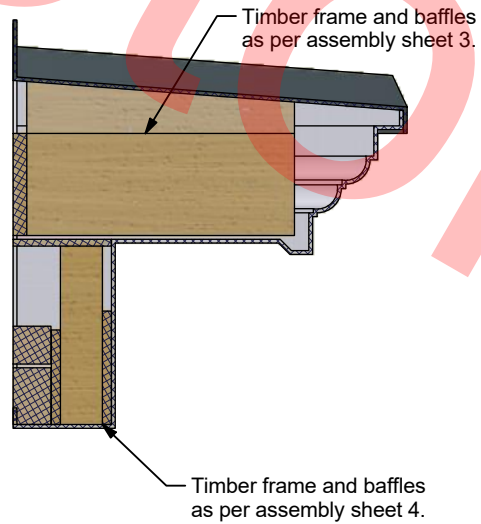
RS

Manufacture Notes

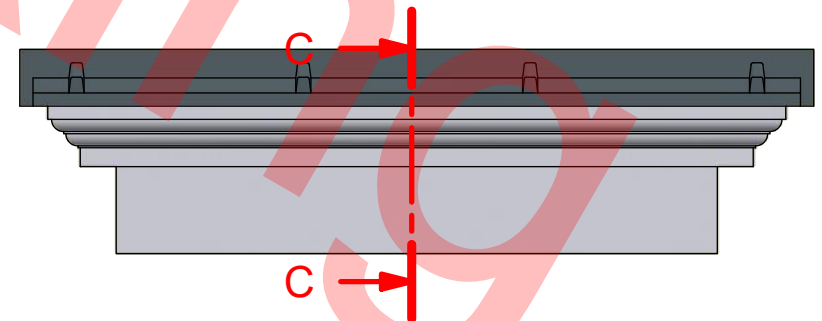
1. 1905043 Base.
2. 1905043 Lid.
3. 060369 Pilaster Trim.

Blown Up Auxiliary View (1 : 20)

C-C (1 : 10)



Front Elevation (1 : 20)



Amington Point, Sandy Way, Amington Ind. Est,
TAMWORTH, Staffordshire. B77 4ED

Description

**Flat Top Entrance Canopy
and Pilasters**

Designed by
Dan Priest

Date
16/09/2021

Manufacture Notes
1. 1905043 Base.
2. 1905043 Lid.
3. 060369 Pilaster Trim.

Approved
DP

Date
16/09/2021

Drawing
Number

2109029

Manuf. App
DP

Manuf. App
16/09/2021

Sheet
2

Of
2

Revision
A.1

Scale
Checked
RS