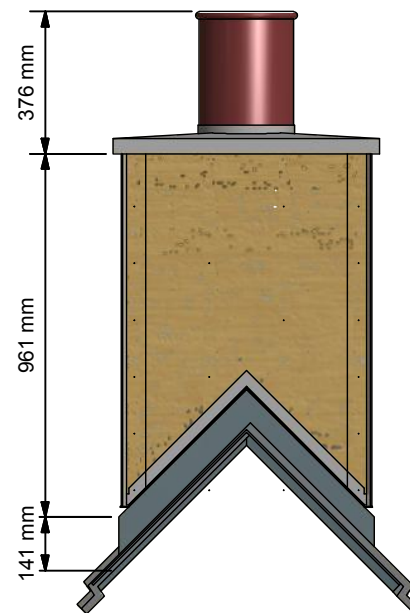
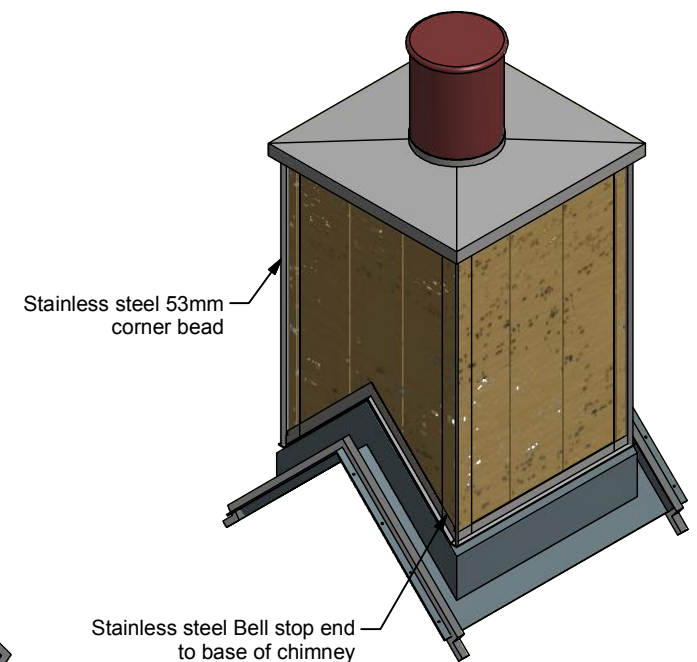


Gable Elevation ( 1:20 )    Front Elevation ( 1:20 )

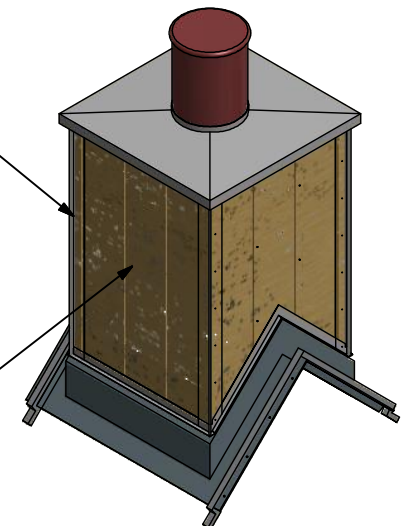


Roof Elevation ( 1:20 )



Chimney supplied with GRP coated plywood with stainless steel expanded metal fixed to vertical plywood supports. Supports at maximum 250mm centres but spaced equally across side of box.  
Expanded metal fixed to plywood using stainless steel screws/nails with large head or with washers at 150mm centres to receive render finish by others

6mm x 20mm plywood strips fixed to plywood box and coated as remainder of box



| A.1 | 1st Production Issue | 02/06/2015 | Richard |
|-----|----------------------|------------|---------|
| A   | 1st Issue            | 02/06/2015 | Richard |
| REV | DESCRIPTION          | DATE       | AUTHOR  |

REVISION HISTORY

|            |            |                |         |          |  |
|------------|------------|----------------|---------|----------|--|
| Approved   | Date       | Drawing Number | 1506008 |          |  |
| DP         | 02/06/2015 |                |         |          |  |
| Manuf. App | Manuf. App | Sheet          | Of      | Revision |  |
| DP         | 02/06/2015 | 1              | 1       | A.1      |  |