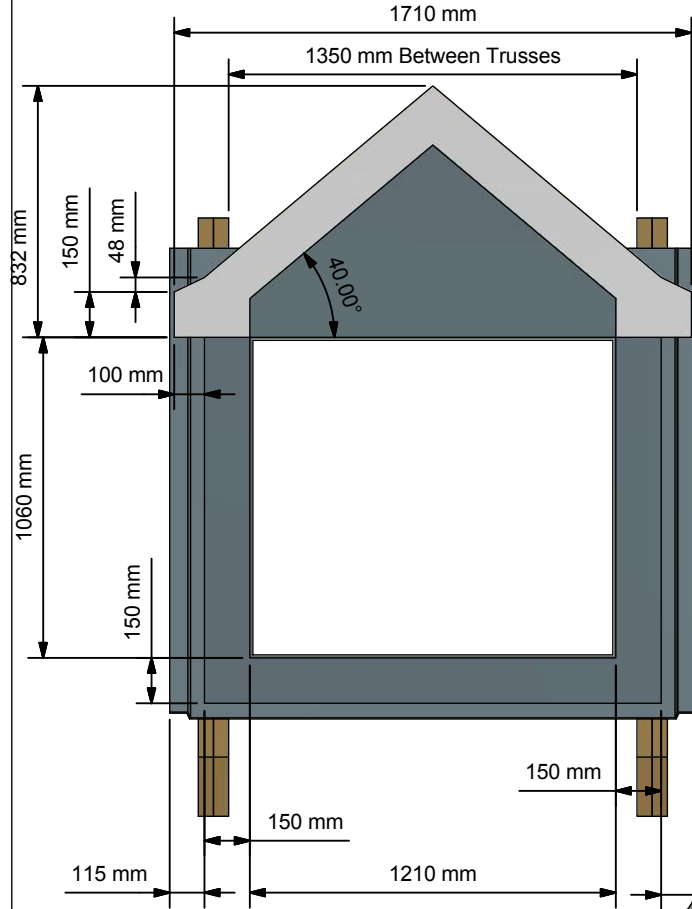
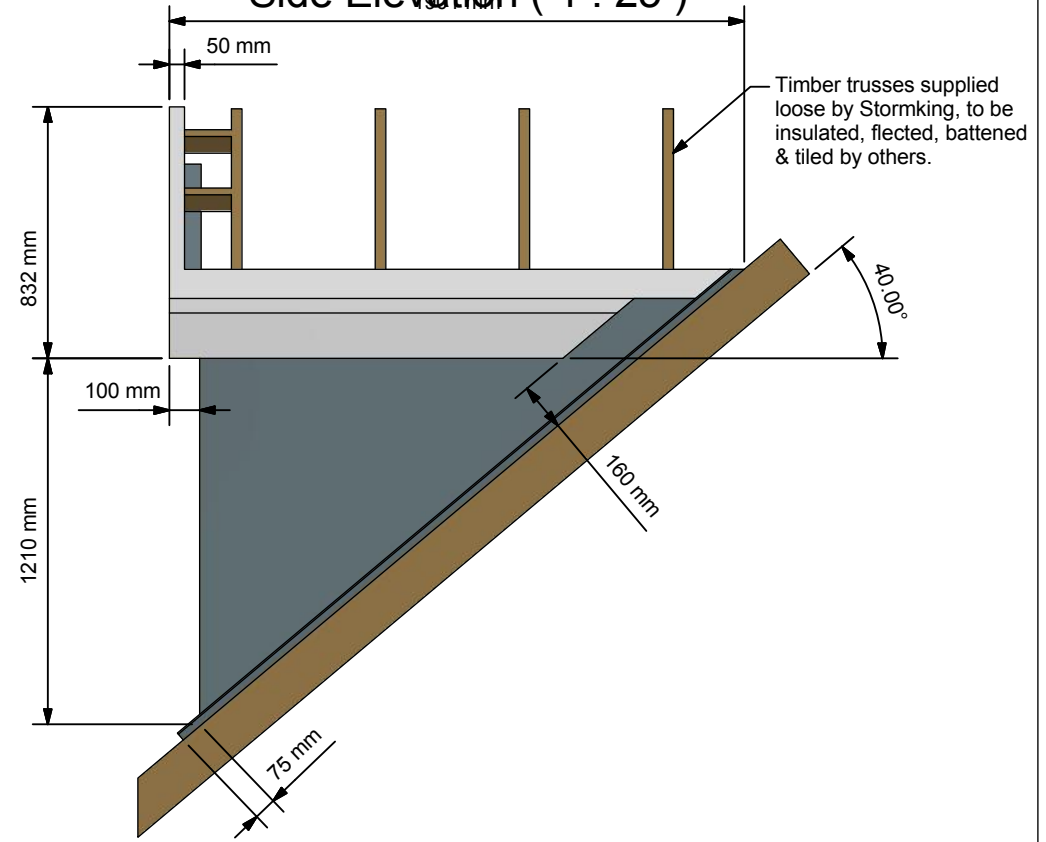


Front Elevation (1 : 25)

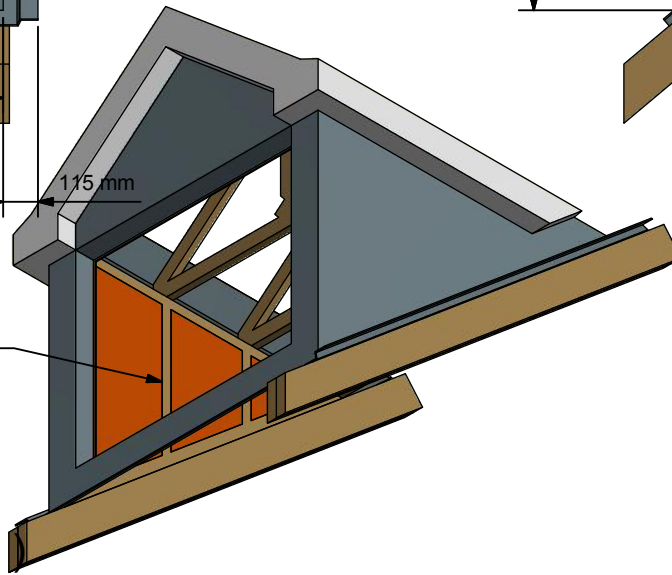


Side Elevation (1 : 25)



75mm x 50mm side cheek timbers supplied & fitted by Stormking including spray foam insulation.

Auxiliary View (1 : 30)



A.1	1st Production Issue	07/04/2017	P O
A	1st Issue	15/03/2017	P O
REV	DESCRIPTION	DATE	AUTHOR

REVISION HISTORY

Approved	Date	Drawing Number		
GP	06/04/2017	1703043		
Manuf. App	Manuf. App	Sheet	Of	Revision
DP	07/04/2017	1	1	A.1



Amington Point, Sandy Way, Amington Ind. Est,
TAMWORTH, Staffordshire. B77 4ED

Description

**Dormer PT40-1200,1050
Trussed Ready To Tile**

Designed by

Dan P

Scale

Date

03/09/2015

Checked

RS

Manufacture Notes

1. New.

Approved

GP

Manuf. App

DP

Date

06/04/2017

Manuf. App

07/04/2017

Drawing Number

1703043

Sheet

1

Of

1

Revision

A.1