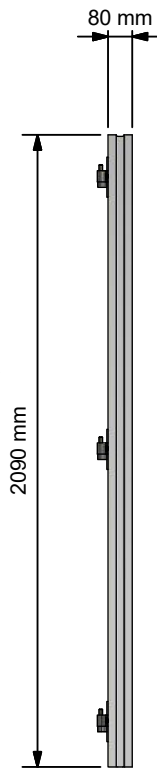
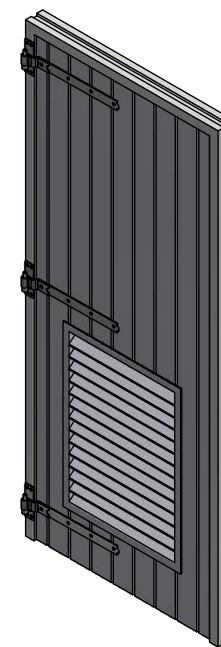


Front Elevation (1:25)

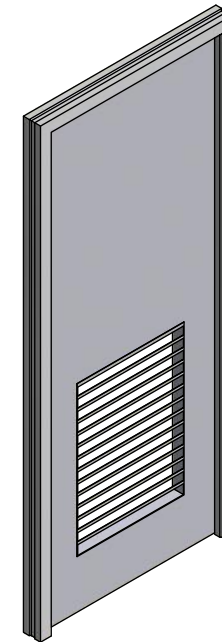
Note:- Door to be supplied without latch or locking mechanism. To be supplied and fitted by others on site.



Side Elevation (1:25)



Auxiliary Front View (1:25)



Auxiliary Rear View (1:25)

A.1	1st Production Issue	16/02/2018	richardsutton
A	1st Issue	15/02/2018	richardsutton
REV	DESCRIPTION	DATE	AUTHOR

REVISION HISTORY

Approved	Date	Drawing Number		
GP	16/02/2018	1802017		
Manuf. App	Manuf. App	Sheet	Of	Revision
GP	16/02/2018	1	1	A.1



Amington Point, Sandy Way, Amington Ind. Est,
TAMWORTH, Staffordshire. B77 4ED

Description
2090 x 900mm
Single Sub-Station Door

Designed by	Date	Manufacture Notes 1. 080667 Door & Frame 2. 1111008 Louvre
Richard	14/02/2018	
Scale	Checked	
	PO	