
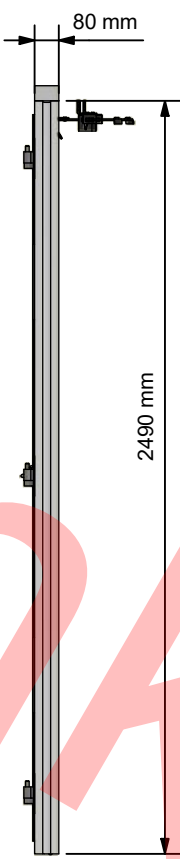


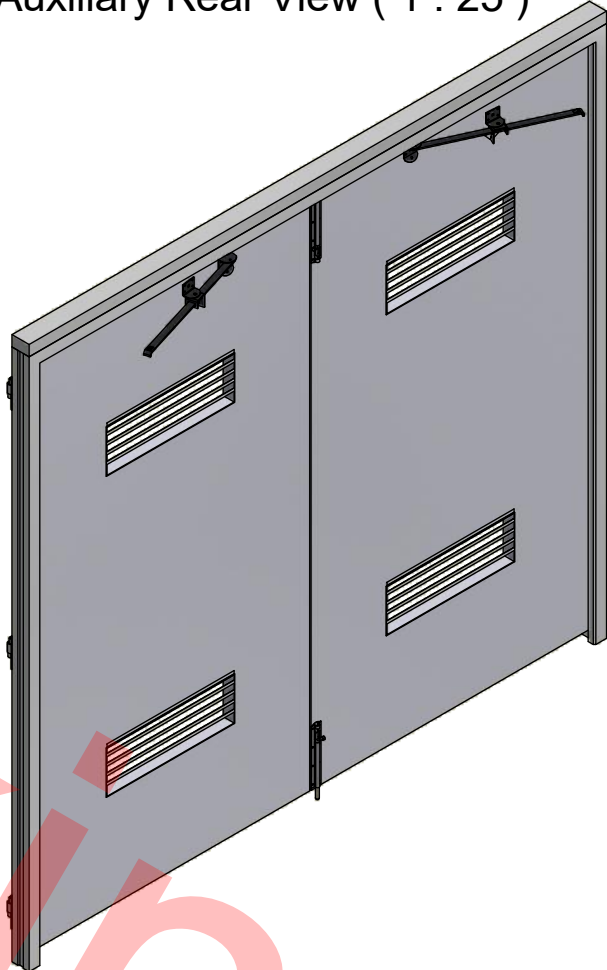
Auxiliary Rear View (1 : 25)



Front Elevation (1 : 25)



Side Elevation (1 : 25)



A.1	1st Production Issue	04/03/2020	P O
A	1st Vault Issue	03/03/2020	P O
REV	DESCRIPTION	DATE	AUTHOR

REVISION HISTORY				
Approved	Date	Drawing Number	101104	
DP	04/03/2020	Sheet	Of	Revision
Manuf. App	Manuf. App	1	1	A.1
DP	04/03/2020			



Description

2700 x 2540mm Double Substation Doors

Designed by
Dan Priest

Date
21/11/2016

Scale
Checked
RS

Manufacture Notes

1. 080667 Doors
2. Recplas Frame