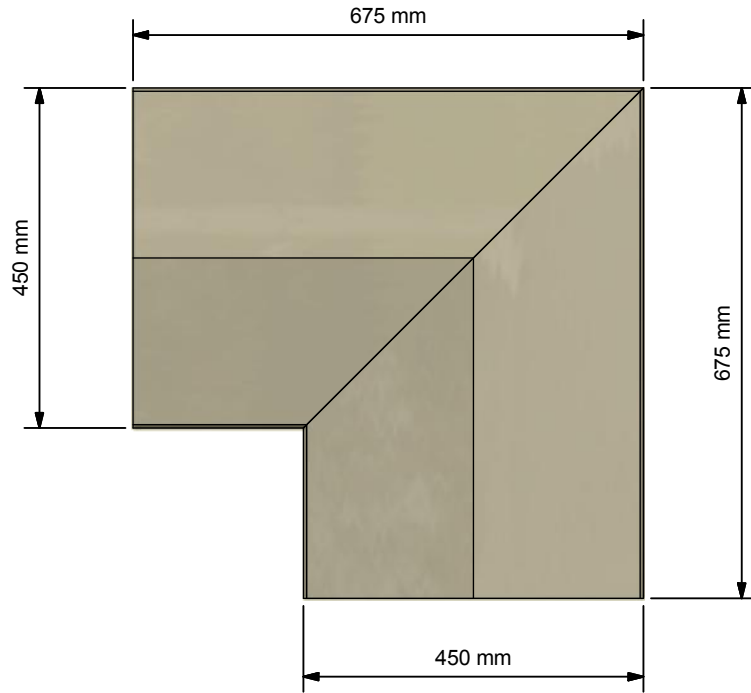
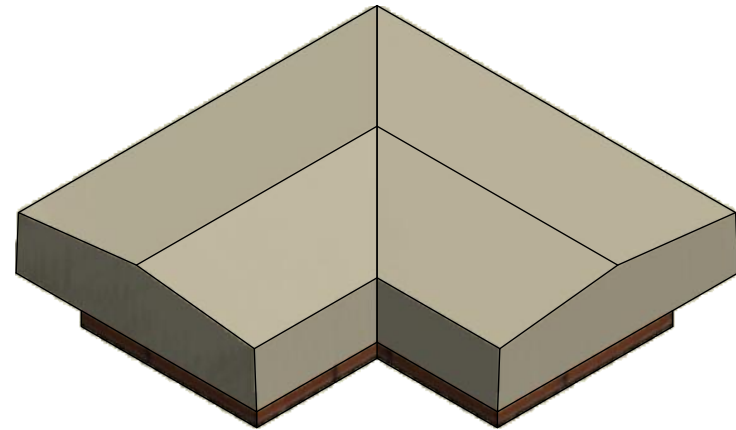


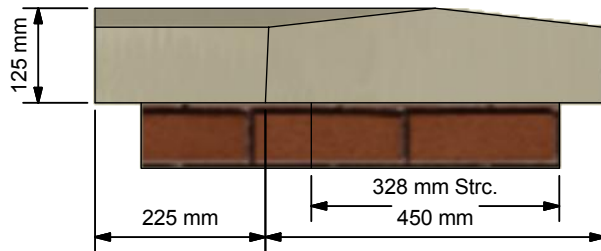
Plan Elevation (1 : 10)



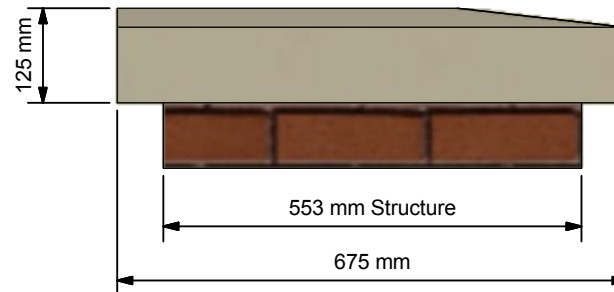
Auxiliary View (1 : 10)



Side Elevation (1 : 10)



Front Elevation (1 : 10)



A.1	1st Production Issue	18/07/2016	danpriest
A	1st Issue	07/07/2016	danpriest
REV	DESCRIPTION	DATE	AUTHOR

REVISION HISTORY



Description
GRP Copeking Special
External return With Stop Ends
450mm x 675mm x 675mm

Designed by	Date	Manufacture Notes 1. New
Dan P	07/07/2016	
Scale	Checked	
		RS

Approved	Date	Drawing Number		
GP	08/07/2016	1607018		
Manuf. App	Manuf. App	Sheet	Of	Revision
DP	18/07/2016	1	1	A.1