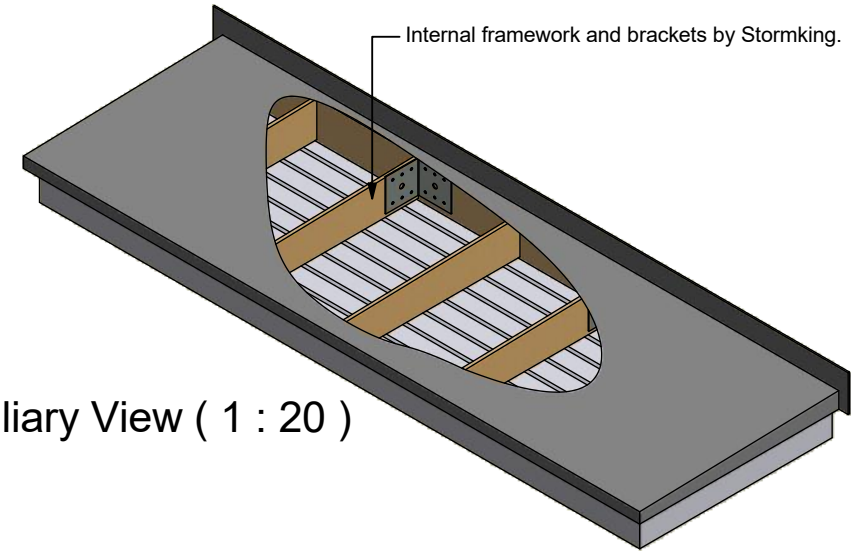
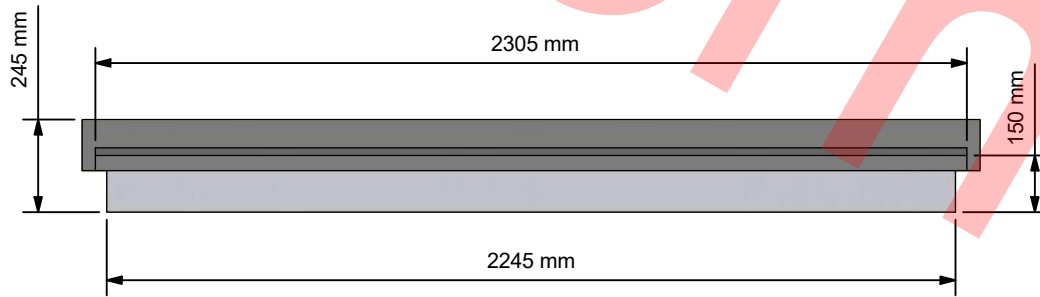


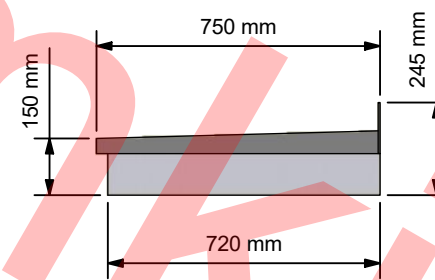
Plan View ( 1 : 20 )



Auxiliary View ( 1 : 20 )



Front Elevation ( 1 : 20 )



Side Elevation ( 1 : 20 )

B.4	Revise Projection	09/12/2020	PO
B.3	Updated Properties	05/06/2019	PO
B.2	2245mm was 2250mm, i Removed From the Drawing Number	19/06/2015	PO
B.1	1st Production Issue	24/04/2013	PO
B	Changed Timberwork	24/04/2013	PO
A	Soffit projection changed to 715mm to suit mould	24/04/2013	PO
REV	DESCRIPTION	DATE	AUTHOR

REVISION HISTORY



Description  
**2305 x 750mm Flat Contemporary Canopy**

Designed by	Date	Manufacture Notes 1. New
PO	24/04/2013	
Scale	Checked	
	DP	

Approved	Date	Drawing Number <b>i 081139</b>		
PO	24/04/2013			
Manuf. App	Manuf. App	Sheet	Of	Revision
RS	09/12/2020	<b>1</b>	<b>1</b>	<b>B.4</b>